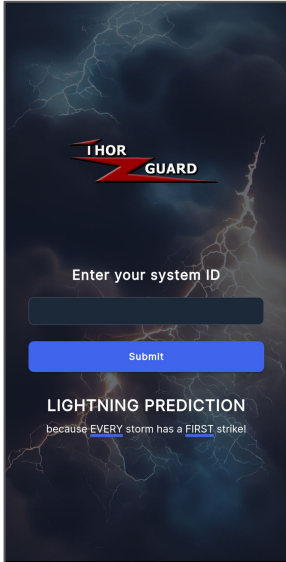




# THORALERT



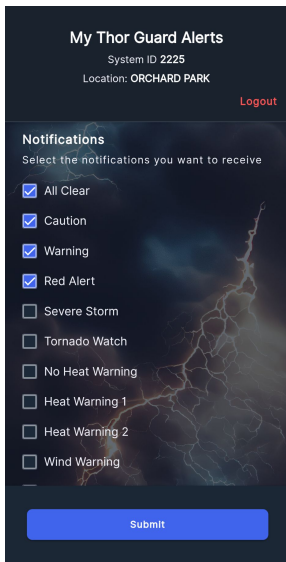
Open your Google Play or open your Apple App Store.

Once opened, search for ThorAlert.

Download, Install and Open ThorAlert.

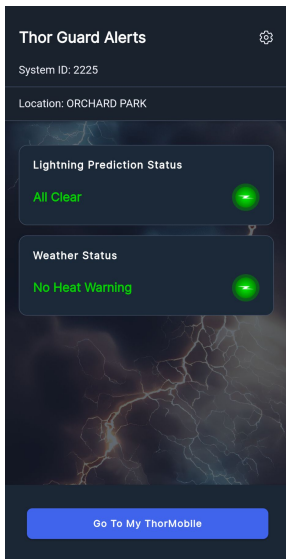
Enter your Thor Guard TG360 System ID and hit Submit.

*You can find your System ID from your TG360 computer in the ThorServer About Us tab in the Menu or you can ask your rep or you can email Thor Guard Support.*



Once you have submitted your System ID, on the next screen, choose the alerts you would like to be notified of from your Thor Guard TG360 System.

After you have chosen your alerts, tap Submit.



After submitting your System ID and the alerts that you want to be notified of, you can view your status in the ThorAlert App on this last screen or you can go to your ThorMobile webpage.

Now wait for your alerts!